

Scaled data based on original data using
LM-79-08 Approved Method: Electrical and Photometric Measurements of Solid-
State Lighting Products

Test Report Prepared for
Cooper Lighting Solutions
(formerly Eaton)

Brand: McGRAW-EDISON

Report Number: P386851

Luminaire Tested: **GWC-SA2C-735-U-T4FT**

Issue Date: 3/3/2020

Test Information

Test Method: LM-79-08
Report Number: P386851
TEST IS SCALED FROM IESNA LM-79-08 TEST DATA (G2-1903-205-16)
Test Lab: INNOVATION CENTER
Issue Date: 3/3/2020
Manufacturer: COOPER LIGHTING SOLUTIONS (FORMERLY EATON)
Product Line: MCGRAW-EDISON
Catalog Number: GWC-SA2C-735-U-T4FT
Description: GALLEON WALL LUMINAIRE
(2) 70 CRI, 3500K, 1050mA LIGHTSQUARES WITH 16 LEDS EACH AND TYPE IV FORWARD THROW OPTICS
Light Source: -
Ballast/Driver: ELECTRONIC DRIVER

Summary

Lumens per Lamp: N/A
Luminaire Lumens: 13950 lumens
Efficiency: N/A
Efficacy: 123.5 lumens/watt
Luminous Opening: Rectangular (W 1' x L: 0.5' x H: 0')
IES Classification: Type IV - Short
BUG Rating: B2 - U0 - G3

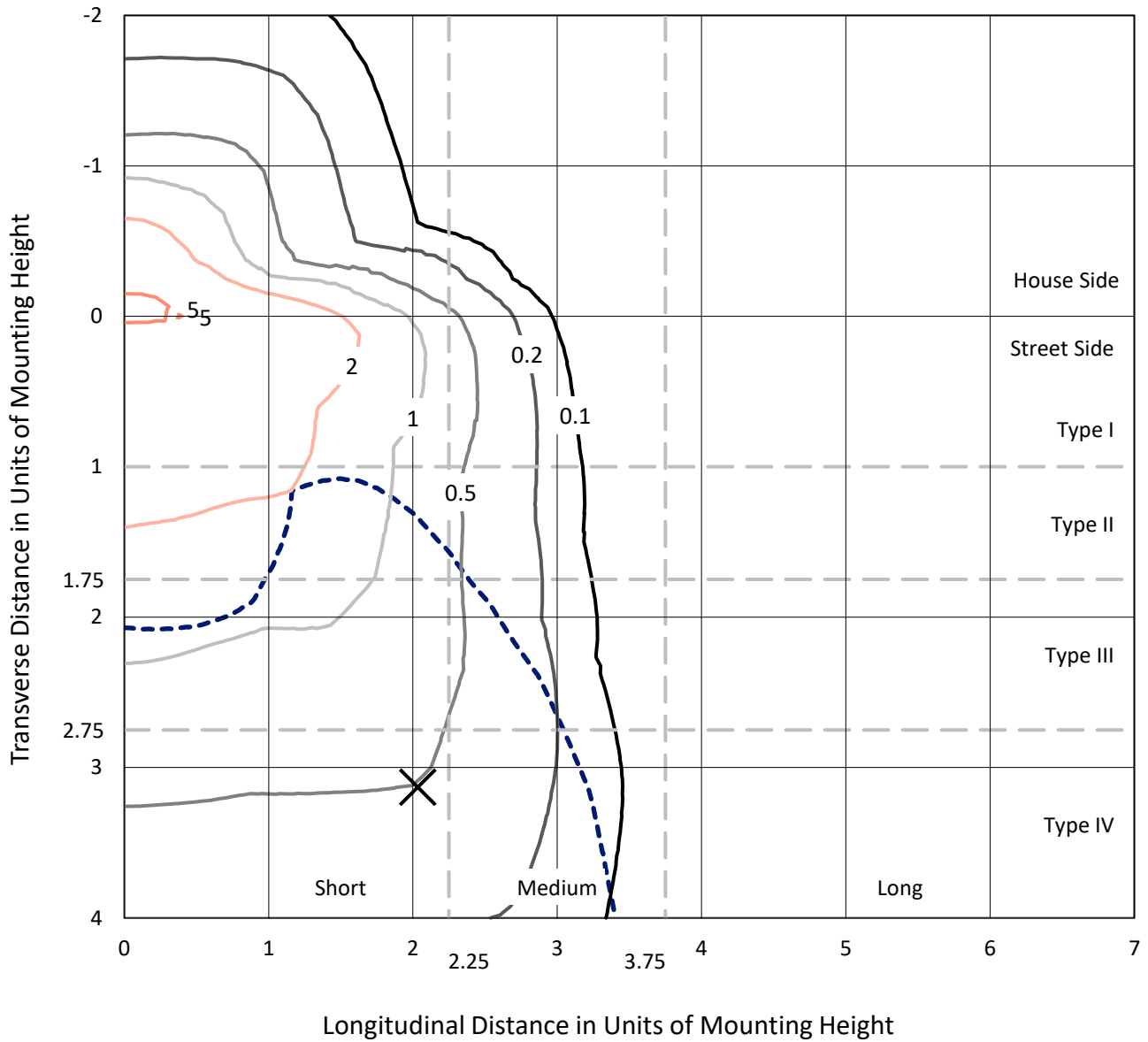
Input Watts (W): 113
Input Voltage (V): NR
Input Current (A_{in}): NR
Voltage Rise (V): NR
Power Factor: NR
Total Harmonic Distortion (THDi): NR
Frequency (hertz): 60
Stabilization Time: NR
Operation Time: NR
Ambient Temperature (°C): NR
Test Distance: 24 FT



REPORT NUMBER: P386851
 CATALOG NUMBER: GWC-SA2C-735-U-T4FT

Iso-Footcandle Lines of Horizontal Illumination

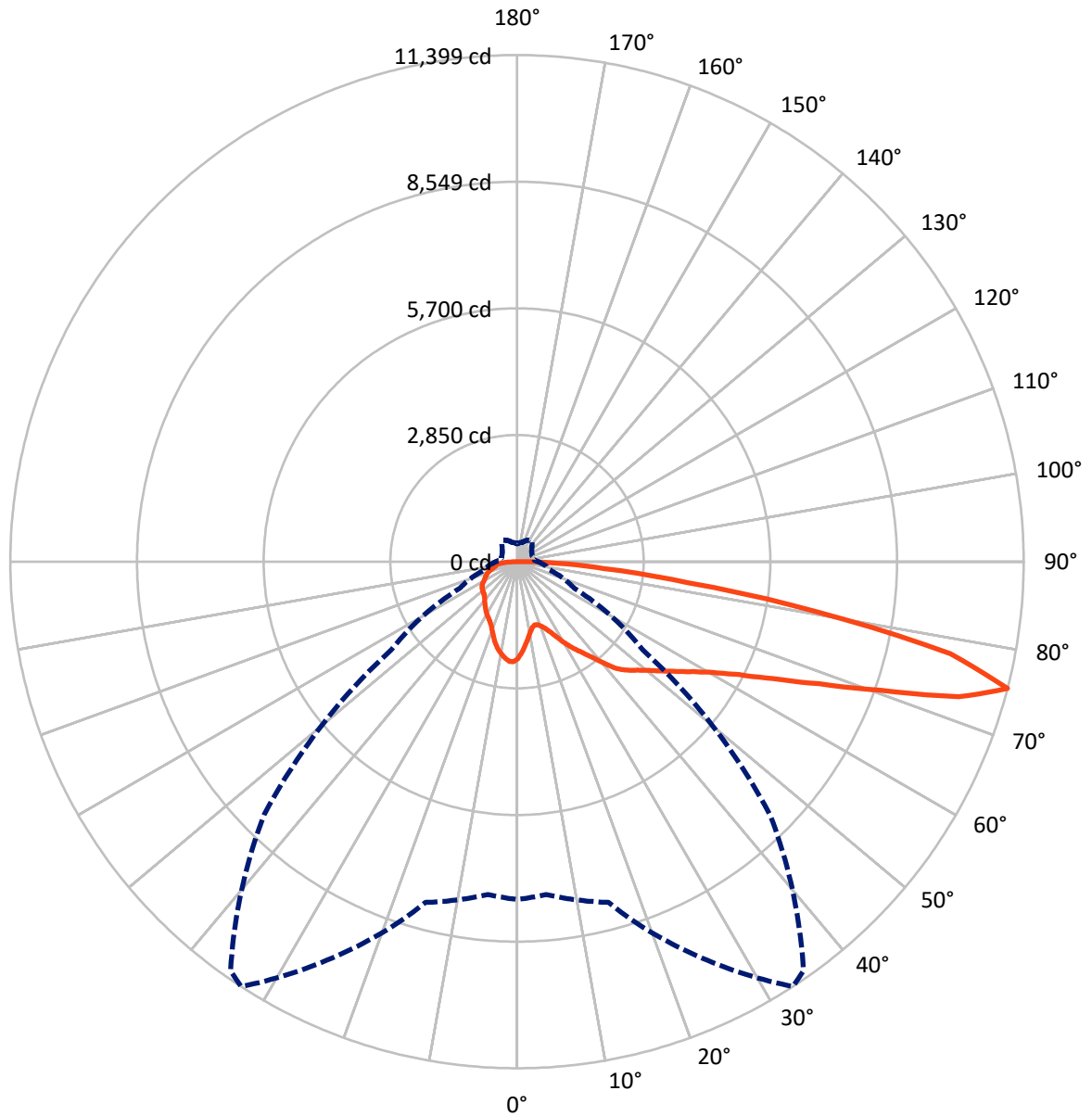
✕ Max cd
 - - - 1/2 Max cd



Based on 20 foot mounting height. Maximum calculated value = 5.5 fc
 Type IV - Short - N/A

REPORT NUMBER: P386851
CATALOG NUMBER: GWC-SA2C-735-U-T4FT

Luminous Intensity Polar Plot



— Vertical Plane Through 33-Deg Lateral - - - Horizontal Cone Through 75-Deg Vertical

REPORT NUMBER: P386851

CATALOG NUMBER: GWC-SA2C-735-U-T4FT

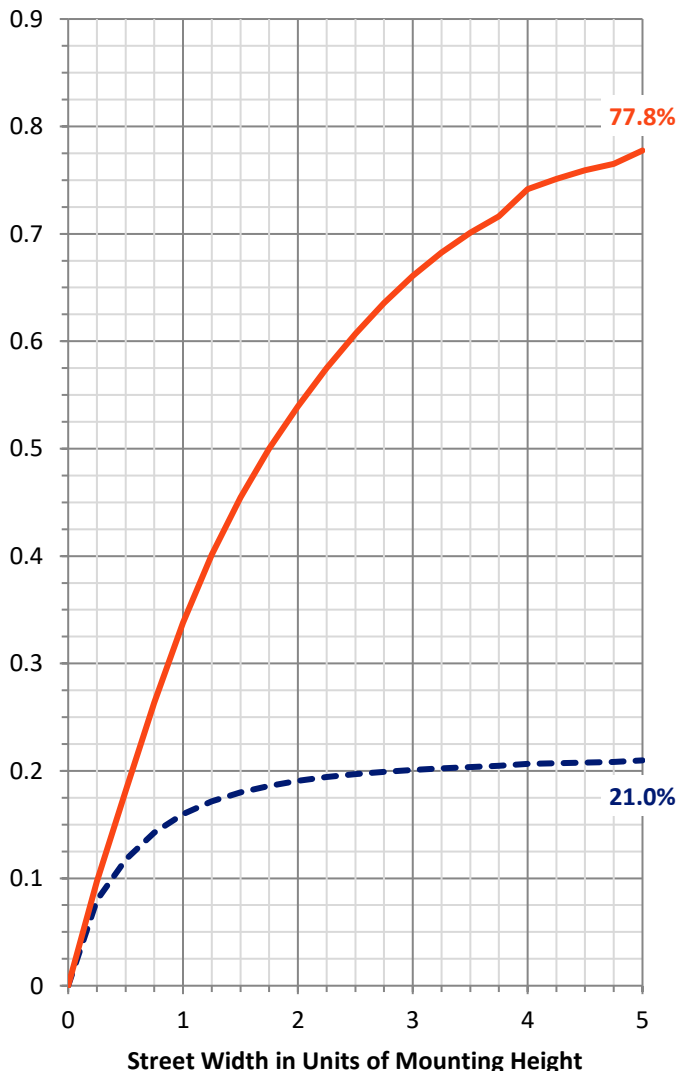
FLUX DISTRIBUTION:

		Downward	Upward	Total
House Side	Lumens	2995.4	0.0	2995.4
	% Fixture	21.5	0.0	21.5
Street Side	Lumens	10954.6	0.0	10954.6
	% Fixture	78.5	0.0	78.5
Total	Lumens	13950.0	0.0	13950.0
	% Fixture	100.0	0.0	100.0

ZONAL LUMENS:

Zone	Lumens	% Fixture
0°-10°	197.2	1.4
10°-20°	534.1	3.8
20°-30°	872.2	6.3
30°-40°	1299.0	9.3
40°-50°	1863.1	13.4
50°-60°	2557.7	18.3
60°-70°	3202.2	23.0
70°-80°	2896.8	20.8
80°-90°	527.7	3.8
90°-100°	0.0	0.0
100°-110°	0.0	0.0
110°-120°	0.0	0.0
120°-130°	0.0	0.0
130°-140°	0.0	0.0
140°-150°	0.0	0.0
150°-160°	0.0	0.0
160°-170°	0.0	0.0
170°-180°	0.0	0.0
0°-90°	13950.0	100.0
0°-180°	13950.0	100.0

Coefficient of Utilization



REPORT NUMBER: P386851

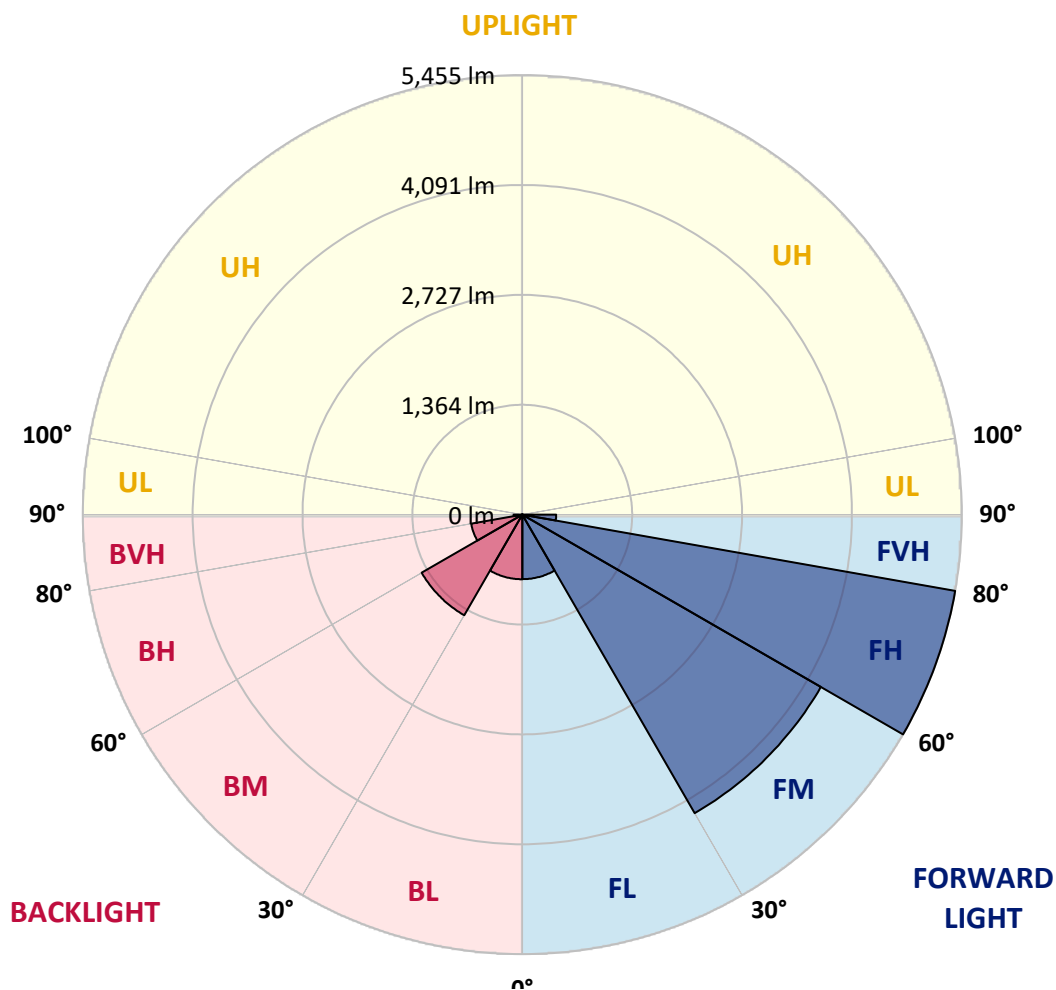
CATALOG NUMBER: GWC-SA2C-735-U-T4FT

LUMINAIRE CLASSIFICATION SYSTEM LUMEN TABLE AND BUG RATING:

Zone	Lumens	% Fixture	Zone Rating/Lumen Limit		
			B	U	G
FL (0°-30°)	801.2	5.7			
FM (30°-60°)	4278.2	30.7			
FH (60°-80°)	5454.9	39.1			G3/7500
FVH (80°-90°)	420.2	3.0			G3/500
BL (0°-30°)	802.3	5.8	B2/1000		
BM (30°-60°)	1441.6	10.3	B2/2500		
BH (60°-80°)	644.1	4.6	B2/1000		G2/1000
BVH (80°-90°)	107.4	0.8			G2/225
UL (90°-100°)	0.0	0.0		U0/0	
UH (100°-180°)	0.0	0.0		U0/0	

BUG Rating: B2-U0-G3

Type IV Short





REPORT NUMBER: P386851

CATALOG NUMBER: GWC-SA2C-735-U-T4FT

CANDELA DISTRIBUTION (FULL):

	0°	5°	15°	25°	33°	35°	45°	55°	65°	75°	85°
0°	2180.4	2180.4	2180.4	2180.4	2180.4	2180.4	2180.4	2180.4	2180.4	2180.4	2180.4
2.5°	2024.9	2017.1	2031.5	2033.5	2046.0	2050.9	2068.2	2095.1	2117.3	2142.9	2166.0
5°	1841.2	1836.0	1856.1	1870.6	1898.0	1909.7	1950.7	2008.0	2059.1	2116.8	2169.3
7.5°	1666.8	1663.9	1686.6	1719.3	1751.1	1767.0	1837.8	1921.2	2006.5	2100.0	2180.4
10°	1519.8	1518.8	1540.5	1572.8	1619.6	1637.4	1729.0	1838.9	1958.4	2087.0	2199.2
12.5°	1437.5	1440.7	1450.9	1477.9	1521.3	1539.1	1640.7	1769.9	1917.9	2082.6	2226.7
15°	1457.7	1462.9	1445.6	1444.7	1475.5	1489.5	1584.9	1720.8	1888.9	2089.9	2266.8
17.5°	1543.9	1544.8	1499.1	1470.2	1488.9	1496.2	1567.6	1692.8	1872.0	2106.2	2316.8
20°	1665.4	1662.9	1581.9	1533.7	1543.9	1545.9	1592.1	1693.3	1870.6	2134.7	2381.9
22.5°	1826.3	1808.4	1699.6	1634.0	1631.6	1628.7	1655.2	1729.0	1891.8	2181.0	2459.4
25°	2036.4	2019.5	1869.7	1780.1	1760.8	1753.6	1757.4	1805.0	1933.7	2230.6	2546.2
27.5°	2270.0	2240.7	2096.2	1969.4	1929.4	1919.3	1896.2	1912.5	1979.5	2278.3	2649.3
30°	2465.7	2449.8	2323.6	2173.2	2126.0	2111.6	2050.9	2033.0	2045.5	2343.3	2779.4
32.5°	2575.2	2564.5	2487.9	2366.4	2322.7	2302.4	2216.6	2181.0	2151.6	2446.0	2955.8
35°	2707.6	2700.9	2654.6	2566.4	2501.4	2480.2	2413.7	2376.6	2301.0	2587.2	3183.7
37.5°	2876.3	2869.1	2870.0	2798.7	2721.1	2701.3	2657.5	2618.5	2494.7	2772.7	3431.4
40°	3067.1	3053.1	3047.9	3044.5	2995.4	2984.3	2961.1	2908.1	2737.5	2994.3	3675.7
42.5°	3354.3	3304.7	3198.6	3238.7	3287.3	3281.5	3300.4	3224.2	3007.4	3256.5	3914.3
45°	3631.4	3550.0	3366.8	3375.5	3482.0	3514.3	3655.0	3601.0	3299.8	3543.7	4161.0
47.5°	3757.7	3696.0	3540.3	3540.8	3646.4	3713.3	4021.7	3983.1	3607.3	3869.9	4462.1
50°	3898.8	3837.1	3697.4	3749.9	3841.9	3913.2	4375.9	4356.1	3899.8	4227.0	4823.0
52.5°	4053.0	3948.5	3859.8	3953.7	4082.9	4165.7	4730.5	4676.6	4168.2	4586.4	5238.0
55°	4054.9	4026.5	4094.0	4162.9	4356.1	4457.8	5102.0	4959.4	4387.0	4939.6	5575.7
57.5°	4285.8	4239.5	4382.6	4414.4	4666.9	4781.6	5471.6	5205.7	4609.6	5210.4	5757.8
60°	4591.3	4551.7	4668.9	4752.7	5051.4	5204.7	5866.3	5458.6	4784.5	5414.8	5749.2
62.5°	5118.9	5074.1	5072.6	5190.2	5592.6	5770.9	6309.2	5706.8	4853.8	5455.2	5503.9
65°	5891.3	5820.0	5685.6	5741.5	6340.0	6517.8	6804.0	5886.5	4762.4	5238.4	4872.2
67.5°	6643.0	6640.7	6475.3	6590.0	7326.8	7469.5	7367.8	5904.4	4476.6	4483.4	3751.4
70°	7392.4	7402.0	7374.1	7773.0	8660.2	8808.6	7968.2	5664.8	3834.2	3237.7	2247.4
72.5°	7986.1	7983.6	8124.3	9153.2	10390.5	10357.3	8474.2	4939.1	2752.9	1747.7	1074.1
75°	7601.5	7517.7	7936.8	9836.4	11399.2	11236.7	8043.8	3445.4	1428.7	795.6	578.3
77.5°	4957.9	5037.5	5652.8	8125.8	9970.8	9773.3	5901.5	1607.5	673.2	521.8	419.3
80°	1795.5	1879.3	2646.9	4602.8	6869.5	6837.3	2906.2	660.7	455.3	394.2	305.5
82.5°	617.7	648.6	1044.2	2044.1	3878.6	4023.1	1093.4	375.4	331.0	279.5	209.1
85°	242.4	277.6	477.5	983.5	1956.4	1970.8	442.8	224.5	230.3	183.1	114.7
87.5°	92.1	111.8	228.4	456.8	893.4	820.7	158.6	107.0	131.0	108.9	54.5
90°	0.0	0.0	0.0	0.0	0.0	0.0	0.0	0.0	0.0	0.0	0.0



REPORT NUMBER: P386851

CATALOG NUMBER: GWC-SA2C-735-U-T4FT

CANDELA DISTRIBUTION (continued):

	90°	95°	105°	115°	125°	135°	145°	155°	165°	175°	180°
0°	2180.4	2180.4	2180.4	2180.4	2180.4	2180.4	2180.4	2180.4	2180.4	2180.4	2180.4
2.5°	2183.8	2194.0	2215.2	2229.7	2245.1	2249.4	2251.3	2255.1	2259.1	2257.6	2258.0
5°	2197.3	2217.1	2251.3	2265.7	2272.5	2264.8	2249.8	2237.8	2229.1	2224.3	2222.9
7.5°	2219.5	2247.4	2284.0	2281.7	2266.2	2232.0	2193.5	2164.6	2140.5	2131.8	2127.0
10°	2248.9	2281.7	2307.2	2279.7	2234.9	2175.6	2117.9	2073.0	2036.9	2022.9	2020.4
12.5°	2286.5	2319.7	2324.5	2266.2	2192.0	2111.1	2032.6	1973.3	1919.3	1901.9	1898.0
15°	2335.1	2366.4	2336.6	2242.6	2139.0	2030.1	1928.5	1848.0	1791.1	1769.9	1762.2
17.5°	2386.2	2416.1	2339.0	2203.6	2069.7	1934.2	1806.5	1724.2	1659.1	1634.5	1631.6
20°	2447.4	2460.9	2328.9	2147.7	1974.2	1809.9	1675.5	1597.9	1563.2	1545.9	1543.9
22.5°	2523.1	2508.7	2305.7	2072.0	1853.2	1666.3	1557.0	1520.8	1512.1	1508.3	1509.7
25°	2603.1	2558.7	2271.5	1973.3	1700.5	1522.7	1470.2	1480.3	1491.9	1490.4	1490.4
27.5°	2691.3	2609.8	2219.0	1842.2	1531.4	1405.1	1411.4	1448.5	1465.8	1465.4	1464.9
30°	2804.5	2667.6	2152.1	1684.6	1373.3	1322.3	1360.3	1405.6	1429.2	1428.3	1428.7
32.5°	2943.8	2731.3	2060.9	1508.8	1259.2	1261.0	1304.9	1349.7	1377.2	1374.8	1375.3
35°	3106.6	2802.6	1937.6	1335.3	1183.4	1212.4	1247.0	1278.4	1304.4	1301.1	1297.7
37.5°	3283.9	2872.4	1773.8	1180.1	1121.8	1167.1	1196.0	1201.3	1213.3	1204.7	1198.4
40°	3452.6	2925.9	1562.7	1052.9	1059.6	1128.5	1147.4	1126.1	1104.4	1101.5	1092.9
42.5°	3599.6	2943.8	1349.3	951.2	994.1	1088.1	1099.7	1055.3	1016.2	997.9	990.2
45°	3754.8	2950.0	1150.2	865.9	930.9	1051.9	1064.4	1005.2	950.3	910.7	897.7
47.5°	3957.6	2995.4	995.6	802.8	882.7	1027.8	1045.6	965.2	893.8	837.5	825.4
50°	4223.1	3085.0	869.8	754.6	851.5	1011.9	1032.2	926.1	847.6	779.7	767.6
52.5°	4518.0	3167.4	768.1	715.5	821.1	984.0	1014.8	898.2	804.2	726.2	713.2
55°	4724.2	3104.2	686.2	675.1	781.6	944.0	990.7	874.6	742.1	674.1	662.6
57.5°	4763.8	2888.4	624.0	633.2	733.9	893.8	953.6	822.1	708.3	651.5	639.4
60°	4655.8	2587.7	577.7	594.6	682.8	830.7	884.3	785.0	676.1	627.4	617.3
62.5°	4384.5	2279.7	543.5	560.0	635.1	766.6	840.9	746.0	643.3	599.9	589.8
65°	3836.7	1914.0	510.7	529.1	590.8	711.2	801.9	709.8	611.0	577.7	568.1
67.5°	2896.1	1433.6	479.9	496.3	551.2	663.0	759.4	674.1	579.7	558.5	546.9
70°	1705.4	897.7	444.8	462.1	509.8	613.0	714.1	635.1	540.6	531.0	516.1
72.5°	793.6	540.2	404.8	421.6	457.8	546.0	655.8	584.0	494.4	473.2	453.0
75°	473.6	395.1	357.5	372.5	398.0	474.7	582.6	532.0	450.5	422.6	401.4
77.5°	354.2	302.1	305.5	321.4	342.1	415.4	516.1	491.0	416.8	395.1	380.6
80°	255.0	229.4	249.1	266.5	288.1	377.8	494.4	453.9	376.8	348.0	334.4
82.5°	170.1	164.8	187.4	205.3	226.5	330.6	464.5	397.6	321.9	285.3	255.4
85°	93.9	99.3	126.3	134.0	152.3	232.8	380.6	319.5	242.4	195.1	186.5
87.5°	39.0	45.7	67.9	65.6	81.0	138.7	250.5	192.8	154.2	115.2	89.6
90°	0.0	0.0	0.0	0.0	0.0	0.0	0.0	0.0	0.0	0.0	0.0

Signify Classified - Internal
Cooper Lighting Solutions Photometric Lab
1121 Highway 74 South
Peachtree City, GA 30269

Scaled Data Report



Report Generated By 670245982

Signify Classified - Internal
Cooper Lighting Solutions Photometric Lab
1121 Highway 74 South
Peachtree City, GA 30269

Scaled Data Report



Signify Classified - Internal
Cooper Lighting Solutions Photometric Lab
1121 Highway 74 South
Peachtree City, GA 30269

Scaled Data Report



Signify Classified - Internal
Cooper Lighting Solutions Photometric Lab
1121 Highway 74 South
Peachtree City, GA 30269

Scaled Data Report





--- HS — SS

Signify Classified - Internal
Cooper Lighting Solutions Photometric Lab
1121 Highway 74 South
Peachtree City, GA 30269

Scaled Data Report



u

Signify Classified - Internal
Cooper Lighting Solutions Photometric Lab
1121 Highway 74 South
Peachtree City, GA 30269

Scaled Data Report



Signify Classified - Internal
Cooper Lighting Solutions Photometric Lab
1121 Highway 74 South
Peachtree City, GA 30269

Scaled Data Report



(END OF REPORT)